


2. HTBS Series

Range of Size: (1005(0402)~4532(1812))

Test Equipment : E4991A IMPEDANCE ANALYZER

Operating Temperature : -55 ~+125

The max. rated current: the DC current value having temp. increased 40 after thro. DC current 2 hours at ambient temp.

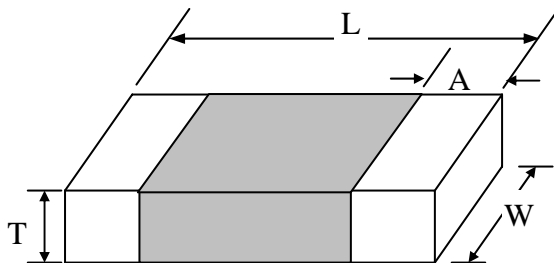


Features

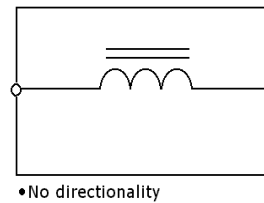
- > The HTBS series can be used on high current circuits due to its low DC resistance. It can match power lines to a maximum of 3A DC.
- > Application on high current DC power line EMI suppress, i.e. Hard drives, modems, motherboards, printer, monitors etc.
- > Either flow or reflow soldering methods can be used due to electroplating of the terminal electrodes.
- > High reliability due to an entirely monolithic structure.
- > Low DC resistance structure of electrode prevents wasteful electric power consumption.

General Dimensions and Configuration

SHAPE:



EQUIVALENT CIRCUIT DIAGRAM:



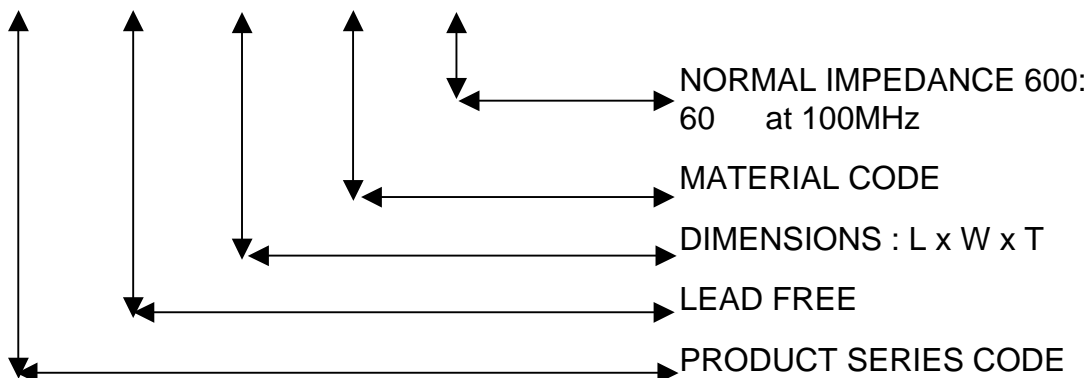
Unit: mm

DIMENSIONS:

SHAPE	L (m/m)	W (m/m)	T (m/m)	A (m/m)	Net Weight (mg)
100505(0402)	1.00±0.05	0.50±0.05	0.50±0.05	0.10~0.30	1.10
160808(0603)	1.60±0.15	0.80±0.15	0.80±0.15	0.20~0.60	5.80
201209(0805)	2.00±0.20	1.25±0.20	0.90+0.15/-0.20	0.20~0.80	12.00
321611(1206)	3.20±0.20	1.60±0.20	1.10±0.20	0.40~1.00	28.00
322513(1210)	3.20±0.20	2.50±0.20	1.30±0.20	0.60~1.00	52.00
451616(1806)	4.50±0.20	1.60±0.20	1.60±0.20	0.60~1.00	56.20
453215(1812)	4.50±0.20	3.20±0.20	1.50±0.20	0.60~1.00	100.40

Part Numbering Systems

HTB S 322513 A 600



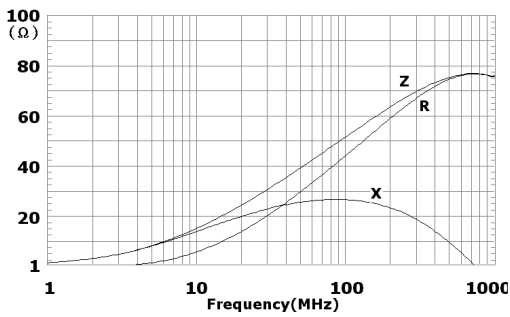
2. HTBS Series (Size: 3225 (1210))

Electrical Characteristics

Part No.	Impedance () $\pm 25\%$ (100MHz, 500mV)	DC Resistance (Max.)	Rated Current mA (Max.)
HTBS322513A520	52	0.03	3000
HTBS322513A600	60	0.03	3000

Rating Curves

HTBS322513A520



HTBS322513A600

